




TOPCon Module

570-590W

SK9612TDGDC

Topcon Half-cut Bifacial Dual-Glass Module(16BB)



N-type Topcon technology for lower LCOE

The lower temperature coefficient and better low irradiance performance of Topcon technology can effectively reduce LCOE.



Fire class A, harsh environment adaptability

The back of the dual-glass module adopts high transparent glass, which can adapt to all kinds of harsh environment, and the fire rating can reach Class A.



30-year power warranty

The average life of dual-glass modules is 30 years, 5 years longer than that of single-glass modules.



Double-sided power generation, higher income

The dual-glass module has a double-sided ratio of up to 80% and a power generation gain of 7%-25% on the back side.



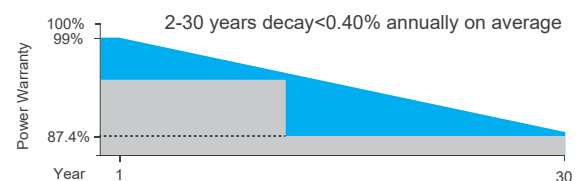
LINEAR PERFORMANCE WARRANTY



Product warranty on materials and workmanship



Linear power output warranty



CERTIFICATES

ISO 9001: 2015
Quality Management System

IEC 61215 / IEC 61730

ISO 14001: 2015
Environmental Management System

ISO 45001 : 2018
Occupational Health &
Safety Management System

*Certification requirements vary in different markets, please consult with Akcome Optronics sales team for appropriate certification.

570-590W

Topcon 16BB Half-cut Bifacial
Dual-Glass Module



ELECTRICAL PARAMETERS @ STC

| | 570 | 575 | 580 | 585 | 590 |
|-------------------------------|-------|-------|-------|-------|-------|
| Max. Power Output Pmax (W) | 570 | 575 | 580 | 585 | 590 |
| Power Tolerance | 0~+3% | 0~+3% | 0~+3% | 0~+3% | 0~+3% |
| Max. Power Voltage Vmp (V) | 42.29 | 42.44 | 42.59 | 42.68 | 42.84 |
| Max. Power Current Imp (A) | 13.48 | 13.55 | 13.62 | 13.71 | 13.77 |
| Open Circuit Voltage Voc (V) | 51.07 | 51.27 | 51.47 | 51.67 | 51.87 |
| Short Circuit Current Isc (A) | 14.25 | 14.31 | 14.37 | 14.39 | 14.40 |
| Module Efficiency (%) | 22.07 | 22.26 | 22.46 | 22.65 | 22.84 |

*STC (Standard Test Condition): Irradiance 1000W/m², Cell Temperature 25°C, Air Mass 1.5
*Measurement Tolerance (±3.0%)

Integrated Power @ (Reference to 580W front)

| Power Gains | 5% | 10% | 15% | 20% | 25% |
|-------------------------------|-------|-------|-------|-------|-------|
| Max. Power Output Pmax (W) | 609 | 638 | 667 | 696 | 725 |
| Max. Power Voltage Vmp (V) | 42.60 | 42.60 | 42.59 | 42.59 | 42.59 |
| Max. Power Current Imp (A) | 14.30 | 14.98 | 15.66 | 16.34 | 17.03 |
| Open Circuit Voltage Voc (V) | 51.47 | 51.47 | 52.47 | 52.47 | 52.47 |
| Short Circuit Current Isc (A) | 15.09 | 15.81 | 16.53 | 17.24 | 17.96 |

TEMPERATURE COEFFICIENTS

| | |
|---------------------------------|-------------|
| Temperature Coefficients of Pmp | -0.30%/ °C |
| Temperature Coefficients of Voc | -0.25%/ °C |
| Temperature Coefficients of Isc | +0.046%/ °C |

MECHANICAL PARAMETERS

| | |
|----------------------|----------------------------|
| Cell Type | Topcon 182x91mm |
| Number of Cells | 144pcs(6x24) |
| Dimensions (L*W*H) | 2278x1134x30mm |
| Weight | 32.5kg |
| Frame | Anodised Aluminum |
| Junction Box | IP68, 3 bypass diodes |
| Cable, Length | 4.0mm ² , 300mm |

OPERATING CONDITION

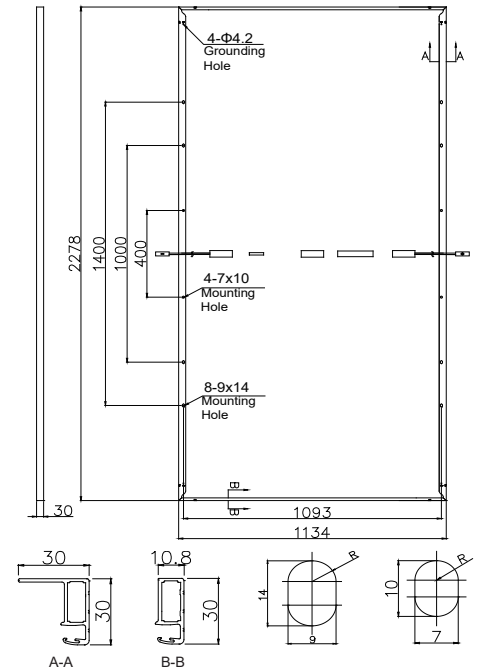
| | |
|--------------------------------|-----------|
| Maximum System Voltage(V) | 1500(DC) |
| Operating Temperature(°C) | -40~+85 |
| Max. Wind Load / Snow Load(Pa) | 2400/5400 |
| Max. Series Fuse Rating(A) | 30 |
| Fire Rating | Class A |
| Bifaciality | 80±5% |
| NOCT | 45 °C |

PACKAGE INFORMATION

| | |
|--|--------|
| Container 40'HQ | 700pcs |
| Quantity / Pallet | 35pcs |
| Package size: 2334×1124×1249mm; Net weight: 1137.5kg; Gross weight: 1198.5kg | |

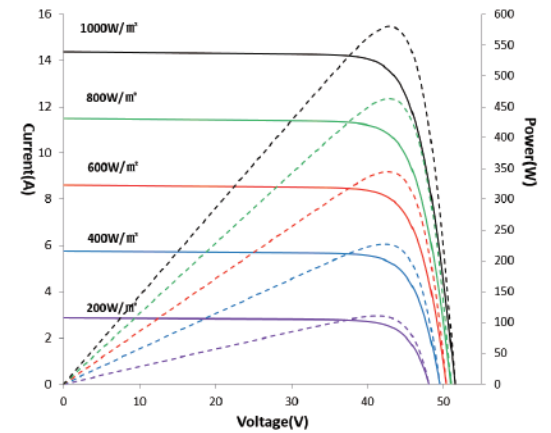
Ver: 20230415

ASSEMBLY DRAWING (Unit:mm)



I-V CURVES

Test temperature 25°C



Irradiance: AM1.5, 1000W/m²

